

GAROFOLI
GROUP

NEWS
2019

MADE EXPO MILANO 2019

TUTTE LE NOVITÀ DEL GRUPPO GAROFOLI AL MADE EXPO 2019 ALL GAROFOLI GROUP NEW PRODUCTS AT THE MADE EXPO 2019

Con uno **stand di 400 mq**, il **Gruppo Garofoli** si presenta al **MADE Expo** a Milano, dal **13 al 16 marzo 2019**, con un **progetto espositivo** che punta a offrire una panoramica unica e approfondita su tutte le novità Garofoli e Gidea.

Il layout è concepito per accompagnare il pubblico in un percorso che propone differenti ambienti, dal living alla camera da letto passando per la zona bagno e i workspace professionali.

Porte, parquet, boiserie e cabine armadio raccontano una vera e propria interpretazione dell'abitare contemporaneo, soluzioni accomunate dal perfetto equilibrio tra libertà stilistica e funzionalità.

With a **400 square metre booth**, the **Garofoli Group** will be present at the **MADE Expo** in Milan on **13-16 March 2019** with a project that offers a unique in-depth overview of all the latest developments from Garofoli and Gidea.

The layout has been designed to guide visitors along a path that features different environments, from a living room to a bedroom, bathroom and professional workspace.

Doors, parquet, panelling and walk-in closets showcase a new interpretation of contemporary living, solutions united by the perfect balance between stylistic freedom and functionality.

TUTTE LE NOVITÀ DEL GRUPPO GAROFOLI

*ALL GAROFOLI GROUP
NEW PRODUCTS*

GAROFOLI

- 4 **COLLEZIONI 50: MILIA, PATIO, SPENIA**
50 COLLECTIONS: MILIA, PATIO, SPENIA
- 6 Nuovo Telaio Milia, Patio, Spenia
New Frame Milia, Patio, Spenia
- 8 Milia
- 20 Patio
- 36 Spenia
- 48 **NUOVI COLORI PER LE COLLEZIONI REI**
NEW COLOURS FOR REI COLLECTIONS
- 54 **COLLEZIONE FILOMURO REI 120**
FILOMURO REI 120 COLLECTION

GIDEA

- 56 **COLLEZIONE NO-LIMITS_RESTYLING**
NO-LIMITS_RESTYLING COLLECTION
- 62 **NUOVI MODELLI G-LIKE**
NEW G-LIKE MODELS

**GAROFOLI
GROUP**

- 70 **NUOVE SOLUZIONI ITV A BATTENTE**
NEW SOLUTION ITV SWINGING DOOR
- 74 **MECCANISMI SCORREVOLI**
SLIDING MECHANISMS
- 82 **NUOVE MANIGLIE**
NEW HANDLES
- 84 **SERRATURA SMART ENTRANCE**
SMART ENTRANCE LOCK
- 86 **NUOVA LIBRERIA componibile**
NEW MODULAR LIBRARY
- 88 **NUOVI TAVOLI IN LEGNO MASSICCIO**
NEW TABLES IN SOLID WOOD
- 90 **PLAFONIERE PLUS**
CEILING LIGHT PLUS
- 92 **NUOVA BOISERIE IN LAMINATO**
NEW LAMINATE PANELLING
- 94 **COLLEZIONE SPECCHIERE**
MIRRORS COLLECTION
- 96 **NUOVO PROGETTO UNREAL**
UNREAL NEW PROJECT
- 98 **MY GAROFOLI APP**
MY GAROFOLI APP

COLLEZIONI 50: MILIA, PATIO, SPENIA 50 COLLECTIONS: MILIA, PATIO, SPENIA

Milia, Patio e Spenia sono le nuove collezioni con cui Garofoli si presenta in fiera a Milano.

Tutte e tre sono accomunate dalla stessa tipologia di telaio: dal lato a tirare, la mostrina è a toppa, complanare all'anta, mentre dall'altro lato a spingere, la mostrina può essere scelta in due modalità (a toppa o telescopica).

Cerniere **a scomparsa** e serratura **magnetica** completano la dotazione di serie.

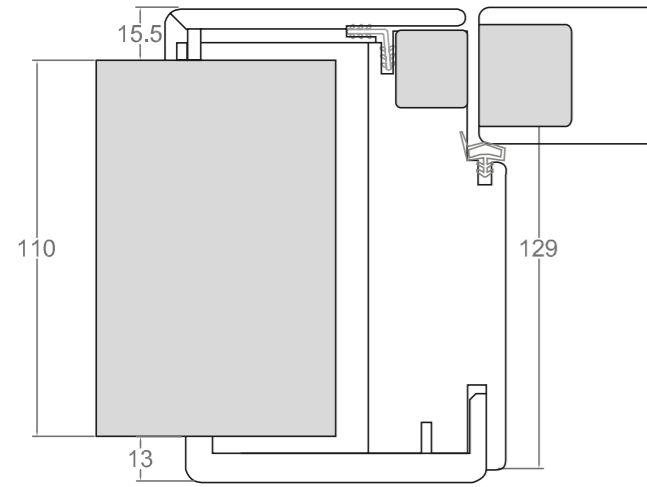
Milia, Patio and Spenia are the new collections that Garofoli will be presenting at the trade show in Milan.

All three feature the same type of frame: full overlay jambs on the pull side, and two different types of jamb to choose from on the push side (full overlay or telescopic).

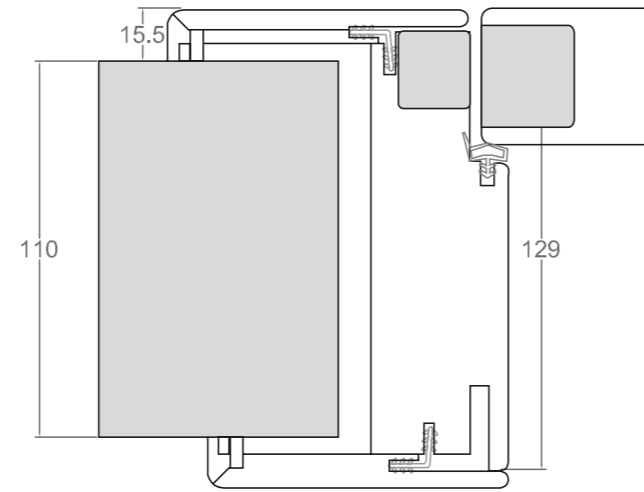
Concealed hinges and **magnetic** latches complete the standard configuration.

NUOVO TELAIO MILIA, PATIO, SPENIA NEW FRAME MILIA, PATIO, SPENIA

MOSTRINA TELESCOPICA
TELESCOPIC JAMB



MOSTRINA A TOPPA (NON REGOLABILE)
FULL OVERLAY JAMB (NOT ADJUSTABLE)



LATO SPINGERE: MOSTRINA TELESCOPICA
PUSH SIDE: TELESCOPIC JAMB



LATO SPINGERE: MOSTRINA A TOPPA
PUSH SIDE: FULL OVERLAY JAMB



ALLARGAMENTO IMBOTTE CON MOSTRINA TELESCOPICA
ENLARGED WITH TELESCOPIC JAMB



ALLARGAMENTO IMBOTTE CON MOSTRINA A TOPPA
ENLARGED WITH FULL OVERLAY JAMB





Milia modello Miuno 1B, laccata bianca. Mostrine telescopiche.

Milia, Miuno 1B model, white lacquer. Telescopic jambs.

Una nuova collezione per ampliare l'offerta stilistica nei laccati. Milia si pone tra Miraquadra e Mirabilia con una stilizzazione delle canoniche linee classiche. Disponibile in tutti i colori della gamma Garofoli, nasce con cerniere a scomparsa, serratura magnetica e con la possibilità di essere impreziosita da ricchi accessori.

A new collection to expand the range of lacquered products. Milia is positioned between Miraquadra and Mirabilia with a stylised version of the classical lines. Available in all colours of the Garofoli range, it comes with concealed hinges, magnetic latch and the possibility of being embellished with a rich array of accessories.



Milia modello Miquattro 4B e Mita 10V a due ante, laccate bianche.
Mostrine telescopiche.

Milia, Miquattro 4B and Mita 10V models with two doors, white lacquer.
Telescopic jambs.



Dettaglio della pantografatura di Milia Miquattro 4B.

Detail of the routing on the Milia Miquattro 4B.


Cerniera a scomparsa in tinta sulla Mita 10V. Mostrine telescopiche.

Concealed hinge in matching colour on the 10V Mita. Telescopic jambs.



*Milia modello Mitre 3B, laccata bianca. Vista lato a tirare.
Mostrine a toppa.*

*Milia, Mitre 3B model, white lacquer. View of the pull side.
Full overlay jambs.*



Serratura magnetica e maniglia Area51 nera sulla Midue 2B.

Magnetic latch and black Area51 handle on the Midue 2B.



Milia modello Midue 2B, laccata bianca. Mostrine telescopiche.

Milia, Midue 2B model, white lacquer. Telescopic jambs.

ACCESSORI MILIA

MILIA ACCESSORIES

BASETTE LISCE SU MOSTRINE LISCE DI SERIE
SMOOTH BASE PLATES ON SMOOTH JAMBS AS STANDARD



BASETTE LISCE SU MOSTRINE 110 E LODE
SMOOTH BASE PLATES ON 110 E LODE JAMBS



BASETTE DIAMANTATE SU MOSTRINE 110 E LODE,
CON CIMASA.
DIAMOND BASE PLATES ON 110 E LODE JAMBS,
WITH COPING.



BASETTE DIAMANTATE SU MOSTRINE 110 E LODE,
CON CIMASA E DIAMANTI.
DIAMOND BASE PLATES ON 110 E LODE JAMBS,
WITH COPING AND DIAMONDS.




Milia modello Mivua 1B1V, laccata bianca con vetro madras.
Scorrevole interno muro.

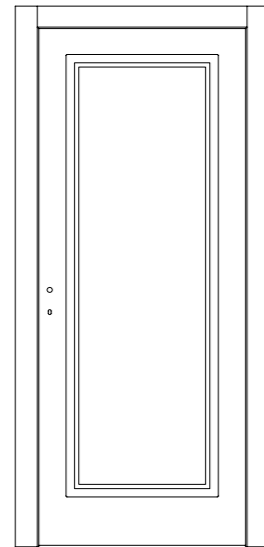
Milia, Mivua 1B1V model, white lacquer with madras glass.
Sliding inside the wall.

MODELLI DISPONIBILI


AVAILABLE MODELS




Mana 1L 50



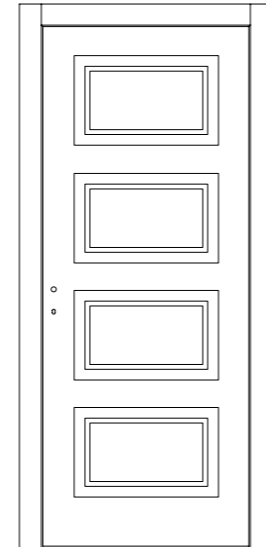
Miuno 1B 50



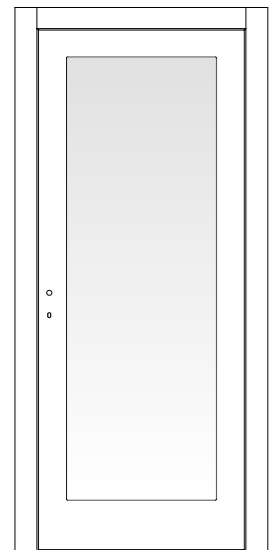
Midue 2B 50



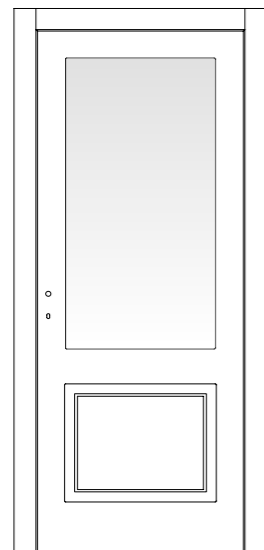
Mitre 3B 50



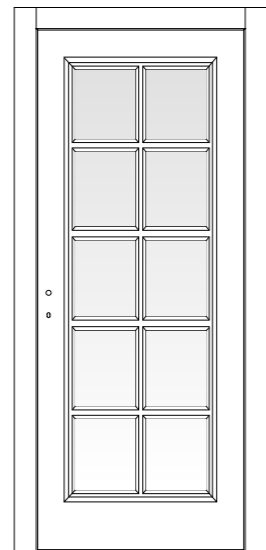
Miquattro 4B 50



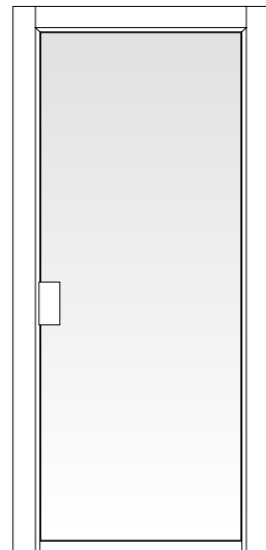
Mivv 1V 50



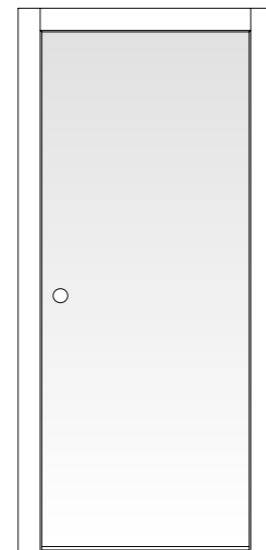
Mivua 1B1V 50



Mita 10V 50



Ive 1V 50



Miva 1TV 50


COLORI DISPONIBILI

AVAILABLE COLOURS

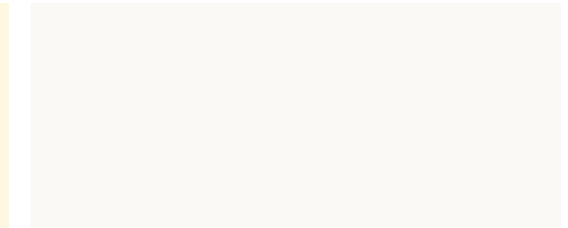
DI SERIE OPACHI E LUCIDI
STANDARD MATT AND GLOSSY




LACCATO TORTORA
DOVE GREY LACQUER



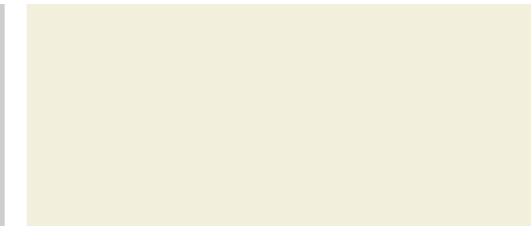
LACCATO AVORIO
IVORY LACQUER



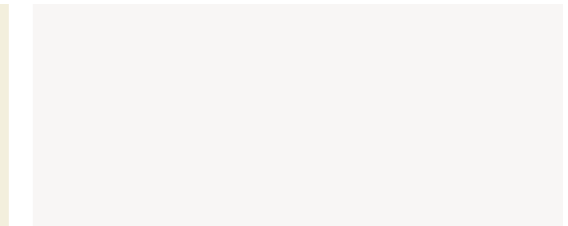
LACCATO BIANCO
WHITE LACQUER



RAL 7035
RAL 7035



RAL 9001
RAL 9001



RAL 9010
RAL 9010

COLORI RAL GAROFOLI OPACHI E LUCIDI
GLOSSY AND MATT GAROFOLI RAL COLOURS



RAL 7047



RAL 9018



RAL 7035



RAL 7036



RAL 7039




RAL 8025



RAL 1019



RAL 1013



RAL 9010

COLORI RAL A RICHIESTA
RAL COLOURS ON REQUEST





Patio modello Piriga 1LRIG, rovere creta. Parquet Platinum e battiscopa rovere creta. Vista lato a tirare. Mostrine a toppa.

Patio, Piriga 1LRIG model, clay oak. Platinum parquet and clay oak skirting boards. View of the pull side. Full overlay jambs


Una nuova collezione che fa evolvere la gamma di incisioni disponibili per le porte in legno Garofoli. Patio eredita alcuni modelli di pantografature moderne presenti nella storica collezione Pangea e ne sviluppa di nuove, con un forte dinamismo geometrico. Disponibile in tutte le finiture del rovere Garofoli, nasce con cerniere a scomparsa, serratura magnetica e con la possibilità di montare un'anta in finitura vintage (rovere con nodi, coordinato al parquet Garofoli Vintage).

A new collection that further develops the range of engravings available for Garofoli wood doors. Patio inherits some models of modern routings from the historical Pangea collection and adds new ones, with a strong geometric dynamism. Available in all Garofoli oak finishes, it has concealed hinges, magnetic latch and the possibility of installing a door with a vintage finish (oak with knots, matching the Garofoli Vintage parquet).




Patio modello Pisia 1LMS, rovere ice. Parquet Platinum e battiscopa rovere ice. A sinistra: vista lato a tirare, mostrine a toppa. A destra: vista lato a spingere, mostrine telescopiche.

Patio, Pisia 1LMS model, ice oak. Platinum parquet and ice oak skirting boards. Left: view of the pull side, full overlay jambs. Right: view of the push side, telescopic jambs.



Dettaglio delle incisioni della Piotto 8RS.

Detail of the Piotto 8RS engravings.




Patio modello Piotto 8RS, rovere terra.
Vista lato a tirare. Mostrine a toppa.

Patio, Piotto 8RS model, earth oak.
View of the pull side. Full overlay jambs.



A sinistra: Patio modello Pimoto 1LMOT, rovere laccato bianco a poro aperto. Mostrine telescopiche.
A destra: Patio modello Piquadra 1LQ, rovere laccato bianco a poro aperto. Vista lato a tirare. Mostrine a toppa.

Left: Patio, Pimoto 1LMOT model, open pore white lacquered oak floor. Telescopic jambs.
Right: Patio, Piquadra 1LQ model, open pore white lacquered oak floor. View of the pull side. Full overlay jambs.



Dettaglio della Pivia LT2015, rovere pietra con maniglia Bolt nera.

Detail of the Pivia LT2015, stone oak with black Bolt handle.




Patio modello Pivia LT2015, rovere pietra.
Vista lato a tirare. Mostrine a toppa.

Patio, Pivia LT2015 model, stone oak.
View of the pull side. Full overlay jambs.



Patio modello Vintage 1LVIN, rovere caldo.
Vista lato a spingere. Mostrine telescopiche.

Patio, Vintage 1LVIN model, warm oak.
View of the push side. Telescopic jambs.



I nodi del rovere caldo caratterizzano la superficie della Patio modello Vintage 1LVIN

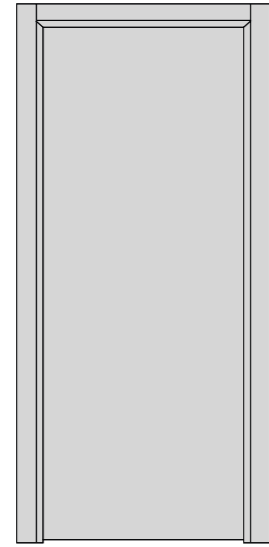
The warm oak knots add character to the surface of the Patio Vintage 1LVIN model.

MODELLI DISPONIBILI

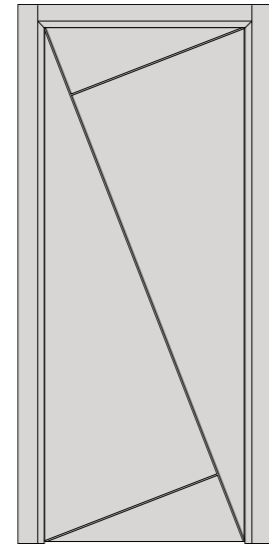
AVAILABLE MODELS



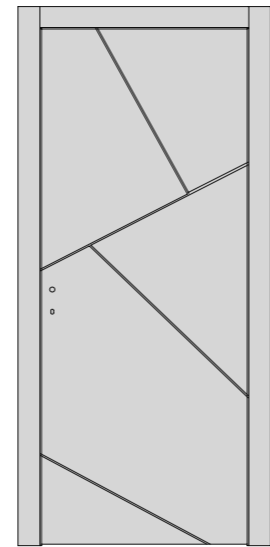
Vintage 1LVIN 50



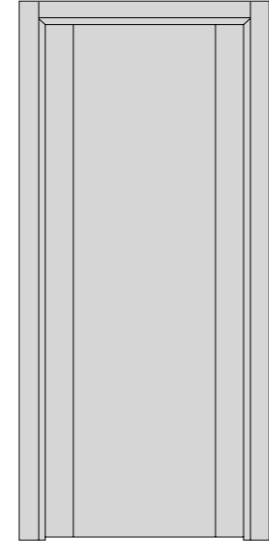
Pia 1L 50



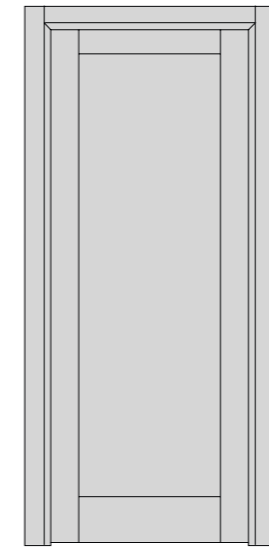
Piquadra 1LQ 50



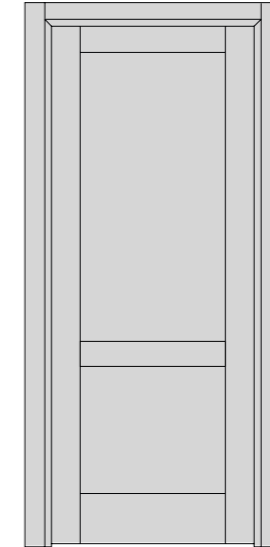
Pisia 1LMS 50




Pivia LT2015 50




Prio 1D 50




Pandua 2D 50




Prean 3D 50



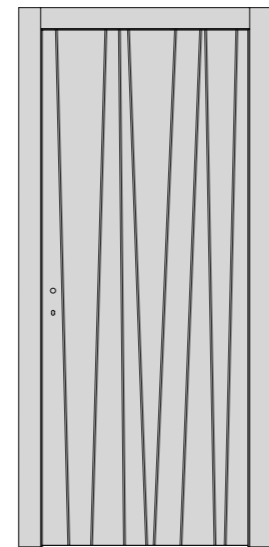
Pepla 4D 50



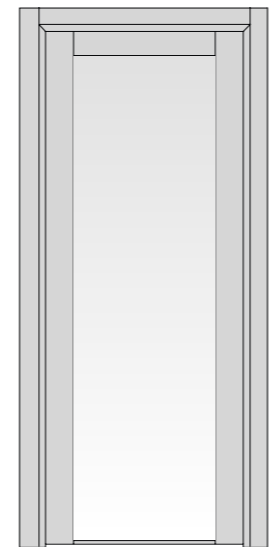
Pimoto 1LMOT 50



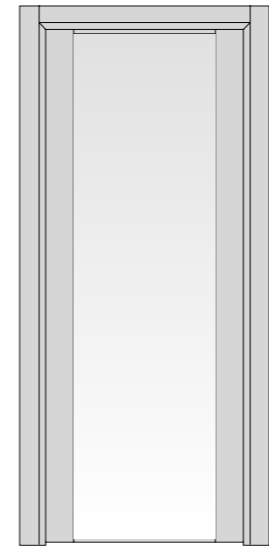
Piriga 1LRIG 50



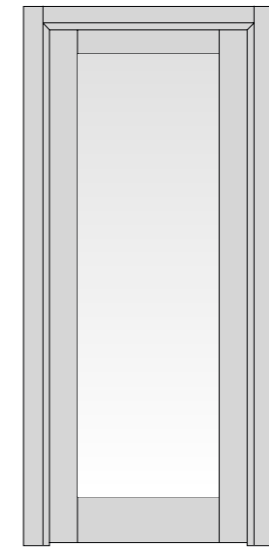
Piotto 8RS 50



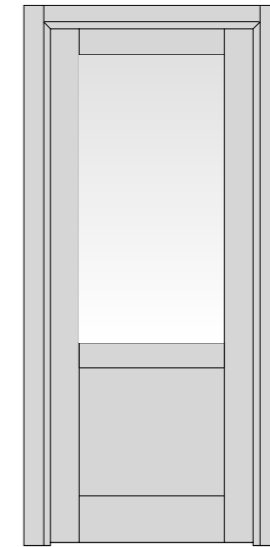
1V2001 50



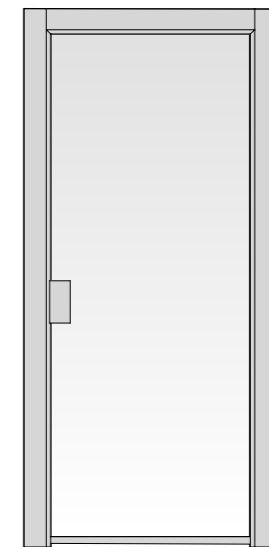
1VST 50



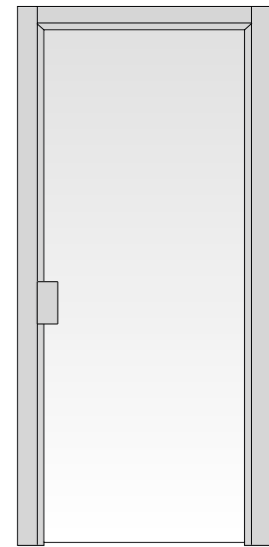
Plex 1V 50



Pluvia 1D1V 50



Ive 1V 50



Pave 1TV 50

COLORI DISPONIBILI
AVAILABLE COLOURS



ROVERE CUIOIO SCURO
DARK LEATHER OAK



ROVERE SBIANCATO
BLEACHED OAK



ROVERE TERRA
EARTH OAK



ROVERE WENGÉ
WENGE OAK



ROVERE GRIGIO CRETA
STONE GREY OAK



ROVERE TEAK
TEAK OAK




ROVERE PIETRA
STONE OAK



ROVERE TABACCO
TOBACCO OAK



ROVERE LACCATO TORTORA
DOVE GREY LACQUERED OAK



ROVERE LACCATO AVORIO
IVORY LACQUERED OAK



ROVERE LACCATO BIANCO
WHITE LACQUERED OAK



ROVERE ICE
ICE OAK



ROVERE SETA
SILK OAK



NOCE CHIARO
LIGHT WALNUT




NOCE SCURO
DARK WALNUT



ROVERE LACCATO RAL 7035
RAL 7035 LACQUERED OAK



ROVERE LACCATO RAL 9001
RAL 9001 LACQUERED OAK



ROVERE LACCATO RAL 9010
RAL 9010 LACQUERED OAK




ROVERE CALDO CON NODI
WARM OAK WITH KNOTS


Disponibile per il modello Vintage 1LVIN50.

Available for Vintage 1LVIN50 model.

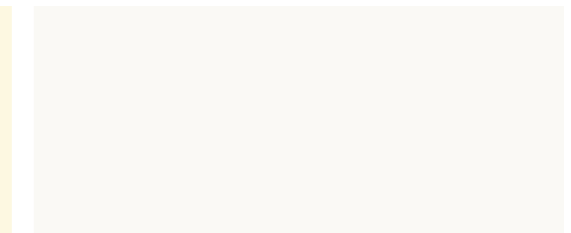
DI SERIE OPACHI E LUCIDI
STANDARD MATT AND GLOSSY




LACCATO TORTORA
DOVE GREY LACQUER



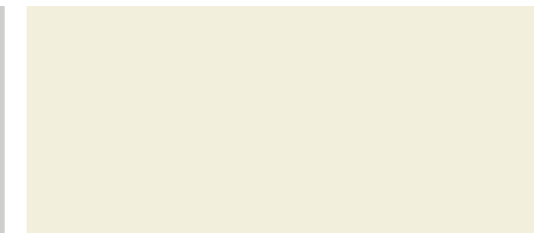
LACCATO AVORIO
IVORY LACQUER



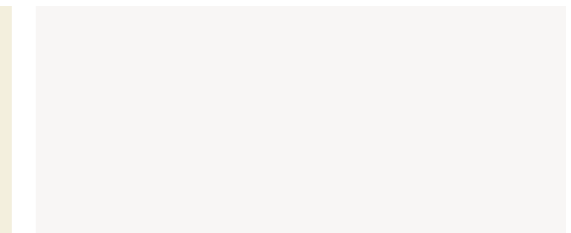
LACCATO BIANCO
WHITE LACQUER



RAL 7035
RAL 7035



RAL 9001
RAL 9001



RAL 9010
RAL 9010

COLORI RAL GAROFOLI OPACHI E LUCIDI
MATT AND GLOSSY GAROFOLI RAL COLOURS



RAL 7047



RAL 9018



RAL 7035



RAL 7036



RAL 7039




RAL 8025



RAL 1019



RAL 1013



RAL 9010

COLORI RAL A RICHIESTA
RAL COLOURS ON REQUEST





Spenia modello Sitre 3PA in rovere Pietra

Spenia, Sitre 3PA model, Stone oak

Reinterpretazione delle gloriose collezioni Splendia e Gavisio di Garofoli, a grande richiesta presentiamo Spenia nel palcoscenico del Made di Milano.

Una collezione fresca, rinnovata, con colorazioni attuali e linee più nette, ne fanno l'ottima soluzione per chi cerca una porta con il fascino del legno, ma l'appeal della semplicità.

Disponibile in tutte le finiture del rovere Garofoli, nasce con cerniere a scomparsa e serratura magnetica.

A reinterpretation of the glorious Garofoli Splendia and Gavisio collections, by popular demand we present Spenia on the Made in Milan stage.


A fresh, renewed collection with contemporary colours and cleaner lines make it the perfect solution for those looking for a door with the charm of wood but the appeal of simplicity.

Available in all Garofoli oak finishes, it has concealed hinges and magnetic latch.



A sinistra, Spenia modello Sorizz 1PAO, rovere teak. Vista lato a spingere. Mostrine telescopiche.
A destra: modello Site 1V con vetro madras. Scorrevole interno muro.

Left, Spenia, Sorizz 1PAO model, teak oak. View of the push side. Telescopic jambs.
Right: Site 1V model with madras glass. Sliding inside the wall.



Dettaglio della Splea 1PA, rovere terra con maniglia Bolt nera.

Detail of the Splea 1PA, earth oak with black Bolt handle.



Spenia modello Splea 1PA, rovere terra.
Vista lato a tirare. Mostrine a toppa.

Spenia, Splea 1PA model, earth oak.
View of the pull side. Full overlay jambs.



Dettaglio del modello Sial 2PA, rovere seta. Maniglia Area 51 nera.

Detail of the Sial 2PA model, silk oak. Area 51 black handle.




Spenia modello Sial 2PA, rovere seta. Vista lato a spingere.
Mostrine telescopiche. Parquet Platinum rovere seta.


Spenia, Sial 2PA model, silk oak. View of the push side.
Telescopic jambs. Platinum parquet, silk oak.

MODELLI DISPONIBILI

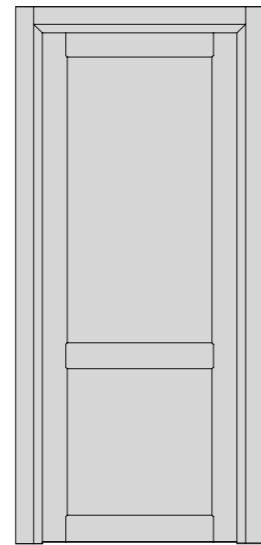
AVAILABLE MODELS



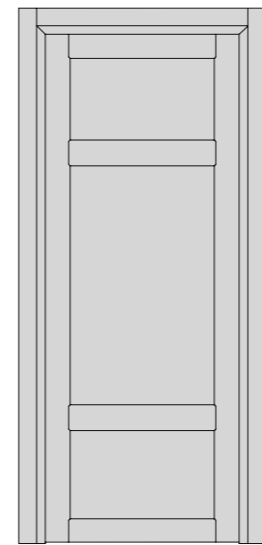
Sorizz 1PAO 50



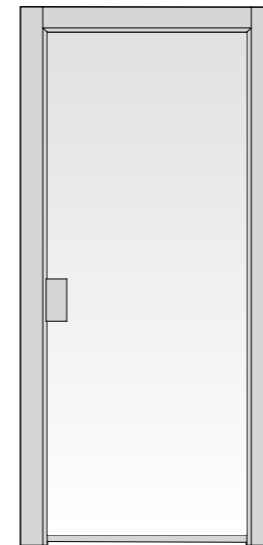
Splea 1PA 50




Sial 2PA 50



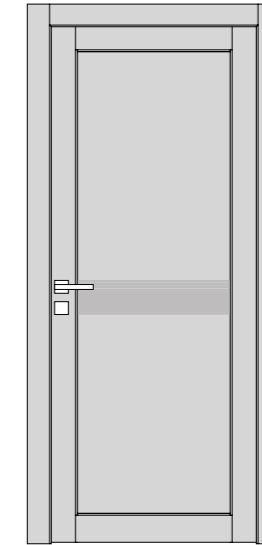
Sitre 3PA 50



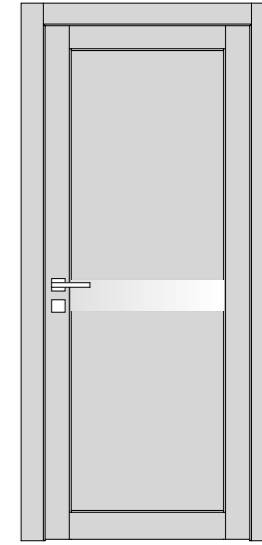
Ive 1V 50



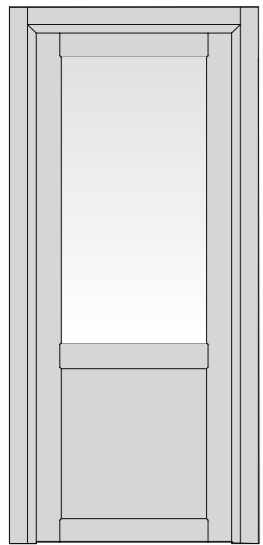
Stiva 1TV 50



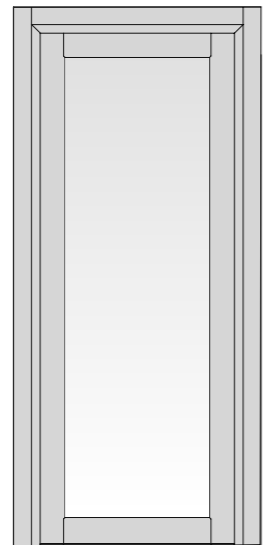
Quize 2PA1IN



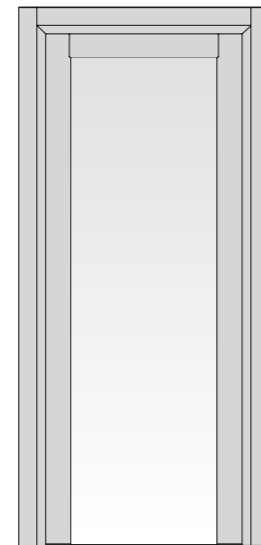
Unive 2PA1V



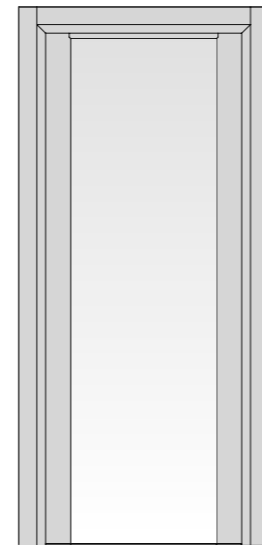
Silva 1PA1V 50



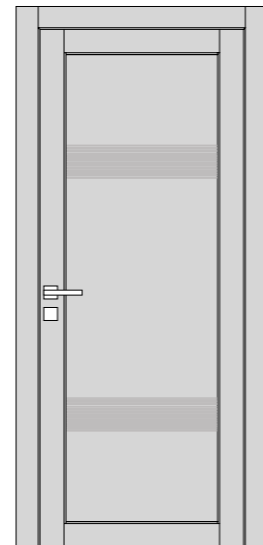
Site 1V 50



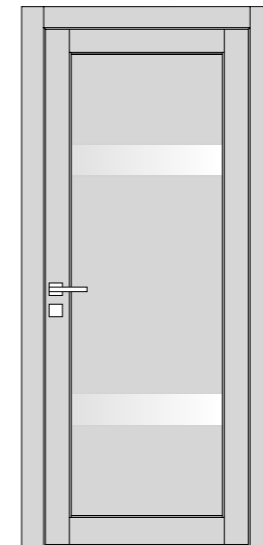
Salu 1V2001 50



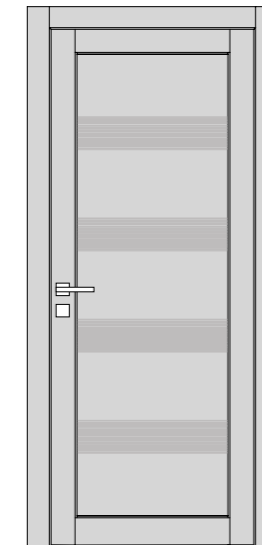
Sora 1VST 50



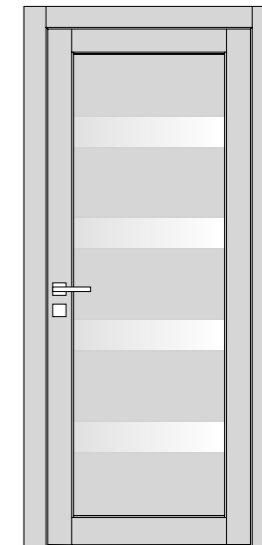
Trize 3PA2IN



Dueve 3PA2V



Cinze 5PA4IN



Quave 2PA4V

COLORI DISPONIBILI
AVAILABLE COLOURS



ROVERE CUIO SCURO
DARK LEATHER OAK



ROVERE SBIANCATO
BLEACHED OAK



ROVERE TERRA
EARTH OAK



ROVERE WENGÈ
WENGE OAK



ROVERE GRIGIO CRETA
STONE GREY OAK



ROVERE TEAK
TEAK OAK



ROVERE PIETRA
STONE OAK



ROVERE TABACCO
TOBACCO OAK



ROVERE GRIGIO
GREY OAK



ROVERE ICE
ICE OAK




ROVERE SETA
SILK OAK



ROVERE LACCATO TORTORA
DOVE GREY LACQUERED OAK



ROVERE LACCATO AVORIO
IVORY LACQUERED OAK



ROVERE LACCATO BIANCO
WHITE LACQUERED OAK




ROVERE LACCATO RAL 9010
RAL 9010 LACQUERED OAK



ROVERE LACCATO RAL 7035
RAL 7035 LACQUERED OAK



ROVERE LACCATO RAL 9001
RAL 9001 LACQUERED OAK



ARTE POVERA
ARTE POVERA



SATINÈ
SATINÈ

NUOVI COLORI PER LE COLLEZIONI REI NEW COLOURS FOR REI COLLECTIONS

Le collezioni rei del Gruppo Garofoli si arricchiscono di nuove finiture in laminato:

- LAMINATO OLMO
- LAMINATO QUERCIA
- LAMINATO MALTA
- LAMINATO BIANCO TEXTURE

Questi laminati sono già disponibili per le collezioni:

- STILIA REI 30*
- POEMA REI 30
- GOLD REI 60**

* (scegliendo queste finiture, la sezione della Stilia Rei 30 cambia come nella sezione mostrata sotto)

** (scegliendo queste finiture, la sezione della Gold Rei 60 cambia come nella sezione mostrata sotto)

SEZIONE DELLA STILIA REI 30 PER I NUOVI COLORI
CROSS-SECTION OF THE STILIA REI 30 FOR THE NEW COLOURS



COLLEZIONE STILIA REI 30

porta a battente resistente al fuoco, nuova finitura olmo grigio, modello "liscia", lato a spingere.

STILIA COLLECTION REI 30

fire-resistant swing door, new grey elm finish, smooth model, push side.

The REI collections of the Garofoli Group now include new laminate finishes:

- ELM LAMINATE
- OAK LAMINATE
- CEMENT LAMINATE
- WHITE TEXTURED LAMINATE

These laminates are already available for the collections:

- STILIA REI 30*
- POEMA REI 30
- GOLD REI 60**

* (choosing this finish, the cross-section of the Stilia REI 30 changes as in the cross-section below)

** (choosing this finish, the cross-section of the Gold REI 60 changes as in the cross-section below)

SEZIONE DELLA GOLD REI 60 PER I NUOVI COLORI
CROSS-SECTION OF THE GOLD REI 60 FOR THE NEW COLOURS



Consulta il listino Rei Garofoli per ulteriori informazioni.
See the Garofoli REI price list for more information.



COLLEZIONE GOLD REI 60
porta a battente resistente al fuoco, nuova finitura malta techno,
modello "liscia", lato a tirare.

GOLD COLLECTION REI 60
fire-resistant swing door, new techno cement finish, smooth model, pull side.




**Dettaglio porta a battente resistente al fuoco,
nuova finitura malta corten.**

Detail of a fire-resistant swing door,
new corten cement finish.

COLORI DISPONIBILI
AVAILABLE COLOURS

LAMINATO MALTA
CEMENT LAMINATE



MALTA BIANCO
 WHITE CEMENT



MALTA CEMENTO
 PURE CEMENT



MALTA CORTEN
 CORTEN CEMENT



MALTA GRIGIO
 GREY CEMENT



MALTA TECHNO
 TECHNO CEMENT



MALTA NUVOLE
 CLOUD CEMENT



MALTA ORO GRIGIO
 GREY GOLD CEMENT



MALTA ORO NERO
 BLACK GOLD CEMENT



MALTA SABBIA
 SAND CEMENT

LAMINATO BIANCO TEXTURE *telaio e mostrine bianco liscio
WHITE TEXTURE LAMINATE *frame and jambs smooth white



BIANCO ARTE
 ART WHITE



BIANCO CORTECCIA
 WHITE BARK



BIANCO LASER
 LASER WHITE



BIANCO ONDA
 WAVE WHITE



BIANCO QUADRO
 QUADRO WHITE

LAMINATO QUERCIA
OAK LAMINATE



QUERCIA BIANCO
 WHITE OAK



QUERCIA GESSO
 CHALK OAK



QUERCIA SBIANCATO
 BLEACHED OAK



QUERCIA DECAPÉ
 PICKLED OAK



QUERCIA BIONDO
 BLONDE OAK



QUERCIA GRIGIO
 GREY OAK



QUERCIA SCURO
 DARK OAK

LAMINATO OLMO
ELM LAMINATE



OLMO GHIACCIO
 ICE ELM



OLMO GRIGIO
 GREY ELM



OLMO SABBIA
 SAND ELM

GAROFOLI

COLLEZIONE FILOMURO REI 120 FILOMURO REI 120 COLLECTION



Porta resistente al fuoco con telaio in alluminio estruso da inserire nella muratura o nel cartongesso con spessore di almeno 125 mm, per avere resistenza al fuoco EI 120. Anta spessore 103 mm, complanare al muro sul lato a spingere o tirare. Guarnizioni intumescenti sul telaio. FONO ISOLAMENTO 47 db

Fire resistant wooden door with aluminum frame having EI 120 classification. Extruded frame to include in the brickwork or in plasterboard with 125 mm thickness with masonry fire resistance EI 120. 103 mm leaf which can be flush in the pull or push side. Intumescent gasket on the frame. SOUND INSULATION 47 db



COLLEZIONE NO-LIMITS
modello Lon 1L finitura malta sabbia, lato a tirare.

NO-LIMITS COLLECTION
Lon 1L model, sand cement finish, pull side.

GIDEA

COLLEZIONE NO-LIMITS_RESTYLING NO-LIMITS_RESTYLING COLLECTION

Due importanti cambiamenti per il restyling della collezione No-Limits:

1_ Il telaio e le mostrine sono ordinabili nelle stesse finiture dei laminati Malta;

2_ Il telaio verrà consegnato assemblato. Inoltre la posizione della mostrina sul telaio è cambiata, riducendo la porzione del telaio a vista, per alleggerire l'impatto estetico della porta nel lato a spingere.

1_ MALTA SU TELAIO E MOSTRINE
1_ CEMENT ON FRAME AND JAMBS

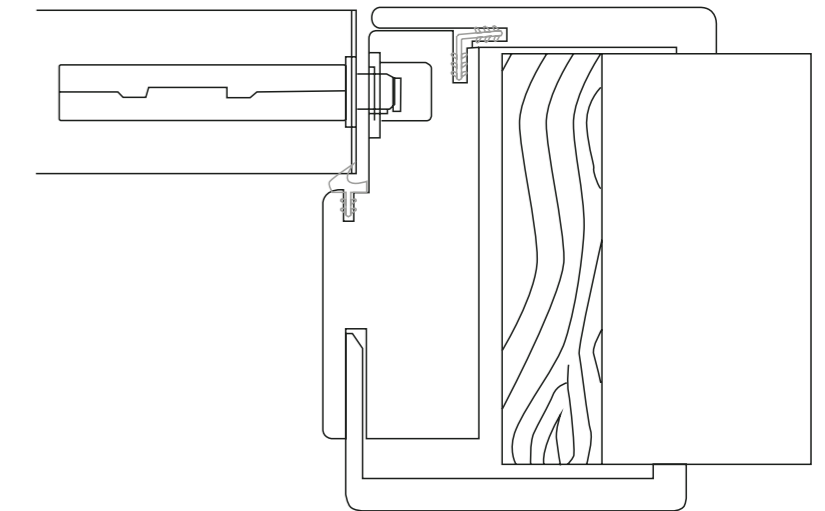


Two important changes for the restyling of the No-Limits collection:

1_ The frame and the jambs can be ordered in the same finishes as the Cement laminates;

2_ The frame will be delivered already assembled. Furthermore, the position of the jamb on the frame has changed, reducing the portion of the visible frame to lighten the aesthetic impact of the door on the push side.

2_ RESTYLING DEL TELAIO
2_ RESTYLING OF THE FRAME





COLLEZIONE NO-LIMITS
modello Mil 1L2F finitura olmo ghiaccio, lato a spingere.

NO-LIMITS COLLECTION
Mil, 1L2F model, ice elm finish, push side.

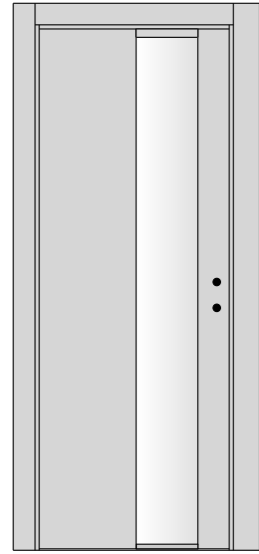


Dettaglio porta No-Limits modello MIL 1L2F, inserti metallici in cromo satinato forato da 6 mm. Finitura olmo ghiaccio.

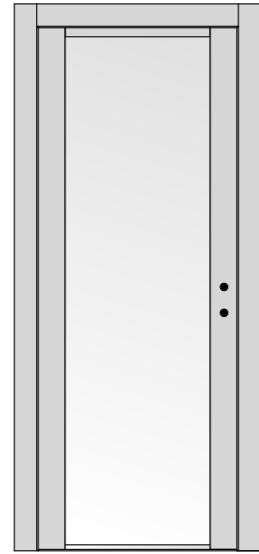
The new detail of NO-LIMITS model MIL 1L2F door, with punctured satin-chrome 6-mm insert, , ice elm finish.

MODELLI DISPONIBILI

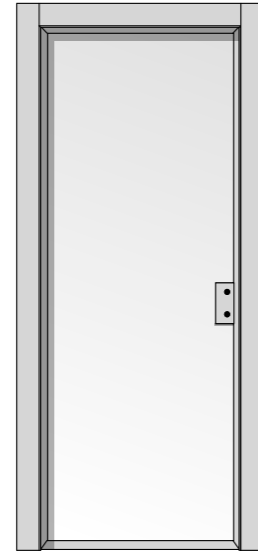
AVAILABLE MODELS



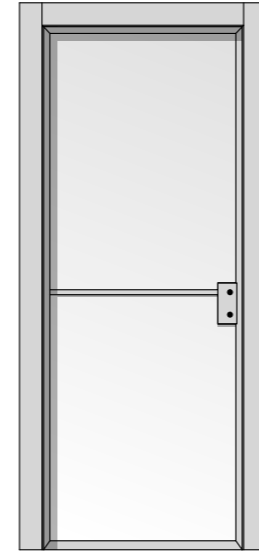
Evia 1L1IV



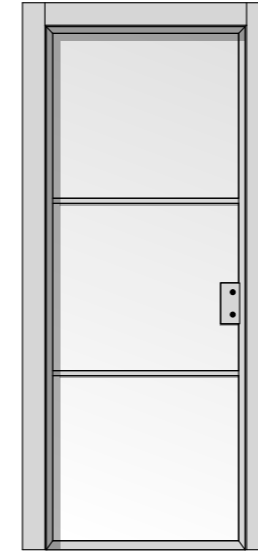
Tivia 1VST



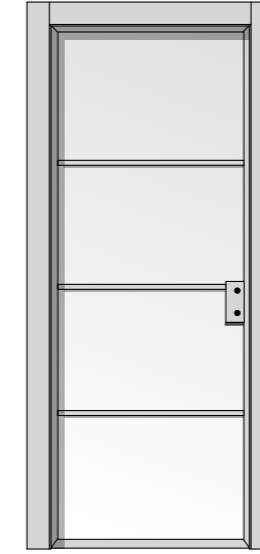
Vivia 1V



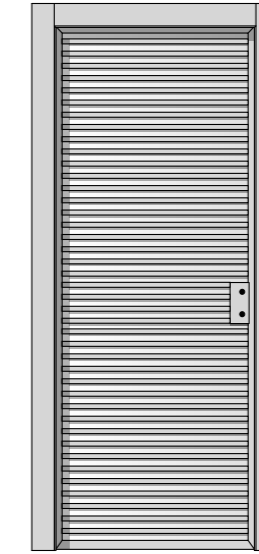
Vivia 1V1LIST



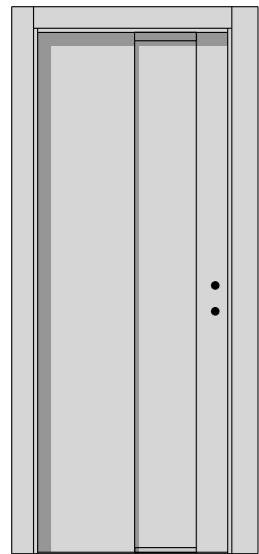
Vivia 3V2LIST




Vivia LINE




Vivia HORIZON



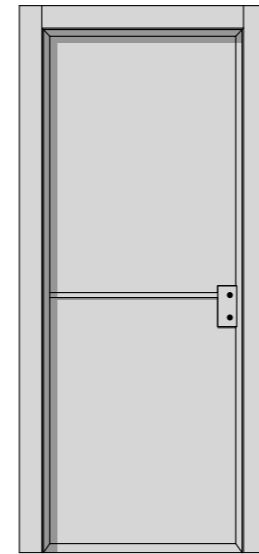
Evia 1L1IP



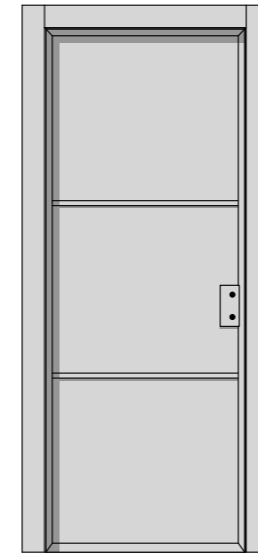
Tivia 1VPST



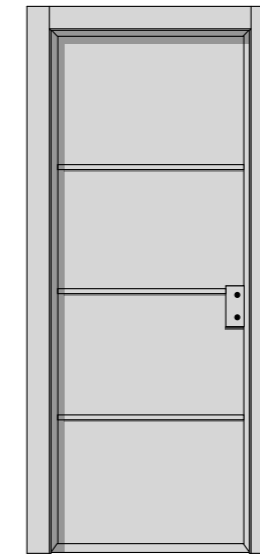
Vipia 1P



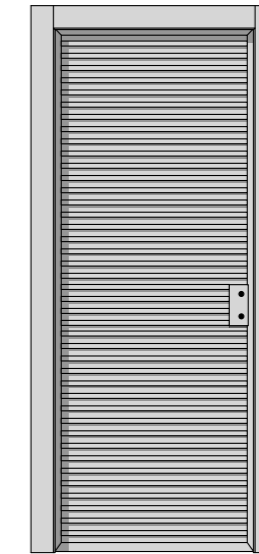
Vipia 1P1LIST



Vipia 3P2LIST



Vipia LINE



Vipia HORIZON

Consultare il listino No-Limits per i colori disponibili.

See the No-Limits price list for available colours.

GIDEA

NUOVI MODELLI G-LIKE NEW G-LIKE MODELS



COLLEZIONE G-LIKE
modello Cross 1VPIX, finitura nero, vetro trasparente.
Mensola e parquet Platinum Garofoli, tutto in rovere ice.

G-LIKE COLLECTION
1VPIX, black finish, transparent glass.
Platinum Garofoli shelf and parquet, all in ice oak.

La collezione G-Like si arricchisce di una linea di modelli dal sapore industrial.
Geometrie che richiamano le classiche strutture a vetro delle fabbriche di un tempo, i nuovi modelli sono disponibili in colori e rivestimenti di grande effetto evocativo.

The G-Like collection now includes a line of models with an industrial flavour.
With shapes that recall the classic glass structures of the past, the new models are available with colours and coatings that create an evocative effect.



COLLEZIONE G-LIKE
porta a 4 ante, due fisse e due scorrevoli, modello Vert 1VMIV,
finitura bronzo, vetro trasparente.

G-LIKE COLLECTION
4 doors, two fixed and two sliding, Vert 1VMIV model,
bronze finish, transparent glass.




COLLEZIONE G-LIKE
 modello Line 1VPIO, finitura inox, vetro madras.

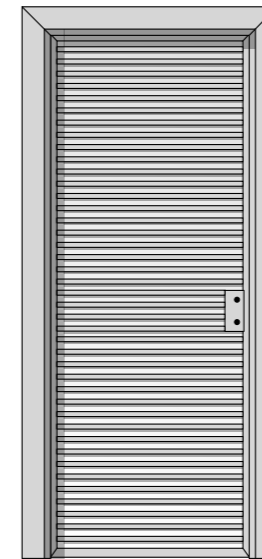
G-LIKE COLLECTION
 Line 1VPIO model, stainless steel finish, madras glass.

MODELLI DISPONIBILI

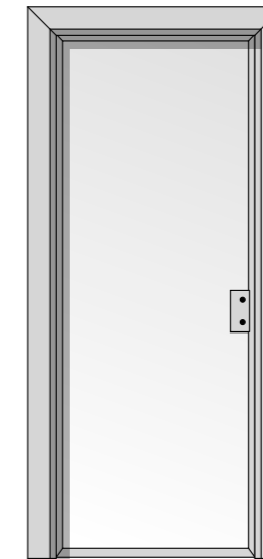
AVAILABLE MODELS



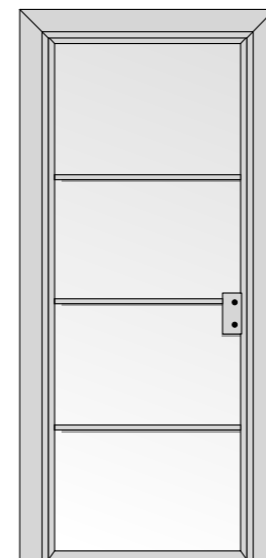
Vert 1VMIV



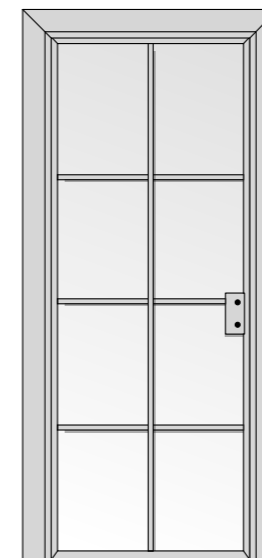
Horizon 1VMIO



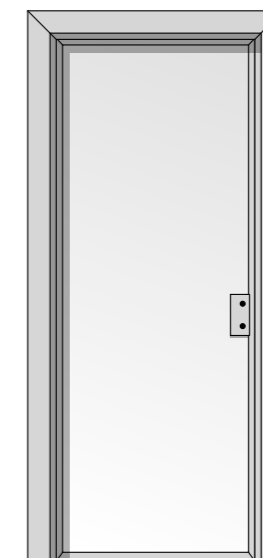
Minia 1VT



Line 1VPIO



Cross 1VPIX



Blade 1VF

(disponibile con vetro o
 pannello ceramico)
 (available with glass or
 ceramic panel)

Consultare il listino G-Like per i colori disponibili.

See the G-Like price list for available colours.



COLLEZIONE G-LIKE
modello Blade 1VF con pannello ceramico oxide grigio,
profilo nero con mostrine da 35 mm. Maniglia Timeless nera

G-LIKE COLLECTION
Blade 1VF model with ceramic oxide grey color panel,
black profile with 35 mm jamb. Black Timeless handle.



NUOVE SOLUZIONI 1TV A BATTENTE NEW SOLUTIONS 1TV SWINGING DOOR

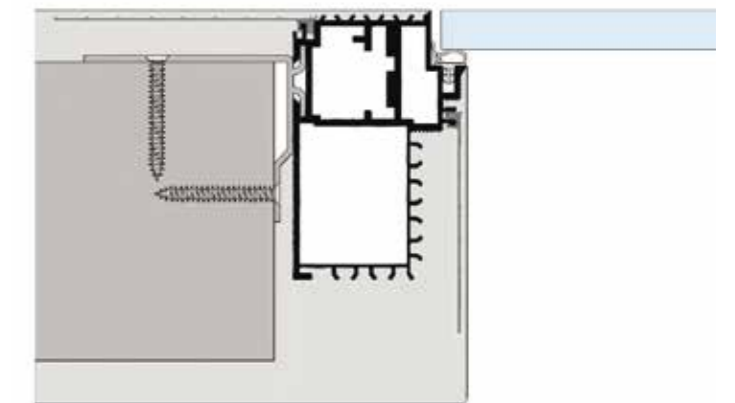
Da oggi la porta interamente di vetro si arricchisce di nuove possibilità:

- 1_ nuovo telaio e nuove cerniere per installare la 1TV a filomuro
- 2_ nuove cerniere pivotanti che possono essere applicate adiacenti al muro o nella posizione decentrata (per ante di grandi dimensioni)

Starting today the glass door offers new possibilities:

- 1_ new frame and new hinges to install the flush-mounted 1TV
- 2_ new pivoting hinges that can be applied adjacent to the wall or in an off-centre position (for large doors)

FILOMURO 1TV



CERNIERA PIVOTTANTE CON INSTALLAZIONE LATERALE
PIVOTING HINGE WITH SIDE INSTALLATION



CERNIERA PIVOTTANTE CON INSTALLAZIONE DECENTRATA
PIVOTING HINGE WITH OFF-CENTRE INSTALLATION



Dettaglio porta 1TV, finitura vetro flute

Detail of 1TV door, Flute glass finish.



GAROFOLI
GROUP

MECCANISMI SCORREVOLI SLIDING MECHANISMS

Porta scorrevole con binario BATIK.


Sliding door with BATIK track.

74

Cinque nuovi binari in metallo garantiscono miglioramenti funzionali ed estetici per tutte le ante a vetro scorrevoli.


Five new metal tracks guarantee functional and aesthetic improvements for all our sliding glass doors.

75



Porta scorrevole con binario NANO.

Sliding door with NANO track.



Porta scorrevole con binario FILOMURO WALL.

Sliding door with FILOMURO WALL track.



Porta scorrevole con binario TRIO.

Sliding door with TRIO track.

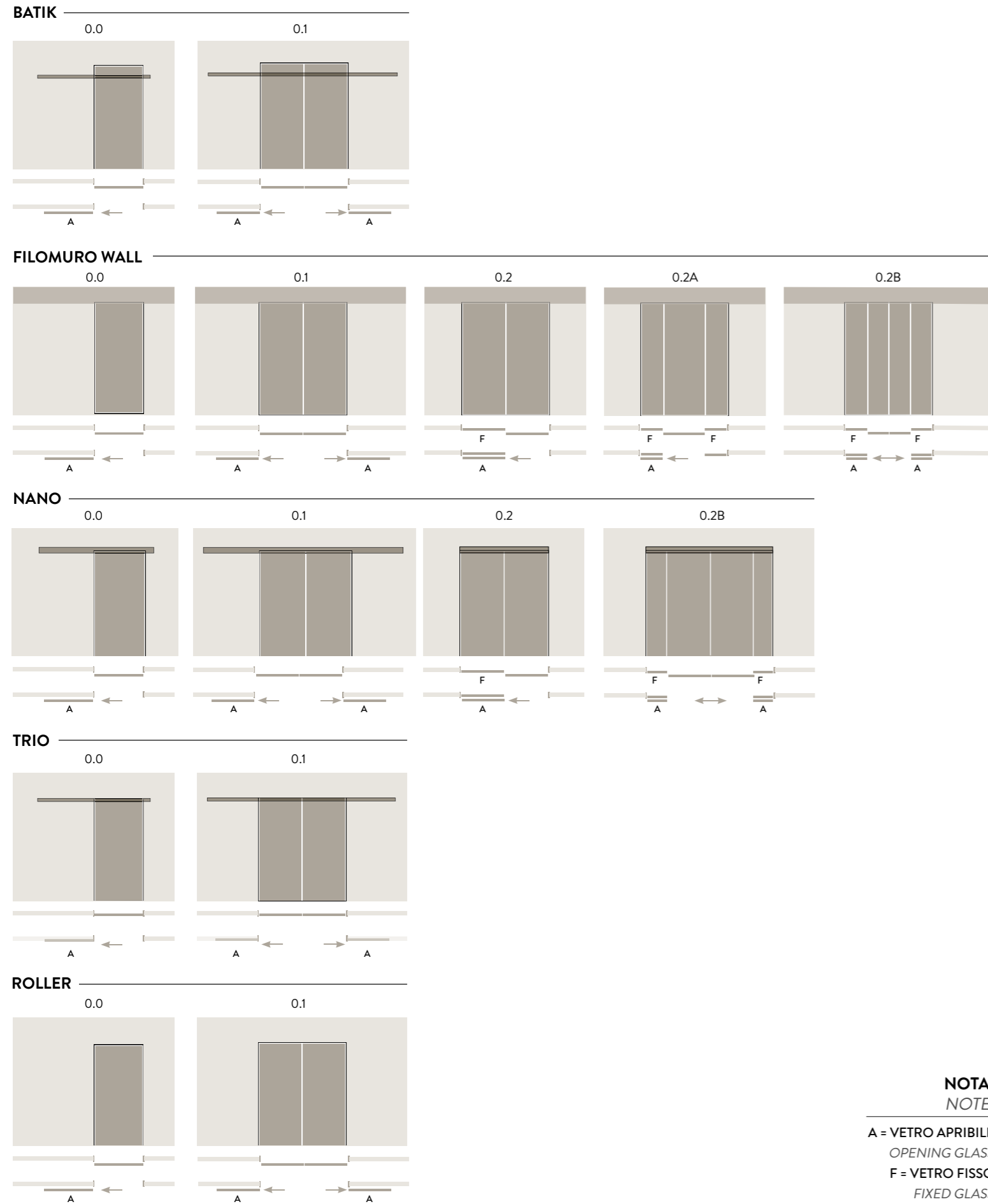


Porta scorrevole con binario ROLLER.

Sliding door with ROLLER track.

SOLUZIONI DISPONIBILI

AVAILABLE MODELS



NOTA:
NOTE:
A = VETRO APRIBILE
OPENING GLASS
F = VETRO FISSO
FIXED GLASS

TIPOLOGIE A CONFRONTO

COMPARE MODELS

Di seguito sono rappresentate le sezioni dei 5 nuovi binari disponibili.
 Following the sections of the 5 new tracks now available.



Binario BATIK
 BATIK track



Binario FILOMURO WALL
 FILOMURO WALL track



Binario TRIO
 TRIO track



Binario NANO
 NANO track



Binario ROLLER
 ROLLER track

MANIGLIA BOLT
BOLT HANDLE



MANIGLIA LUCE
LUCE HANDLE



MANIGLIA TIMELESS
TIMELESS HANDLE



Nuove maniglie abbinabili ai prodotti Garofoli:
Bolt, Luce e Timeless.

Finiture:

- Luce: bronzo, ottone lucido, cromo lucido, cromo satinato, bianco, nero.
- Bolt: cromo lucido, cromo satinato, bianco, nero
- Timeless: cromo satinato, bianco, nero

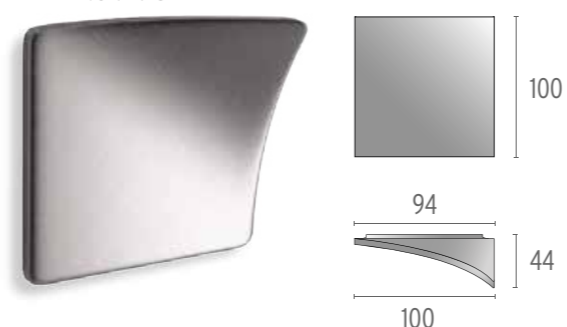
New handles that can be matched with Garofoli products:
Bolt, Luce and Timeless.

Finishes:

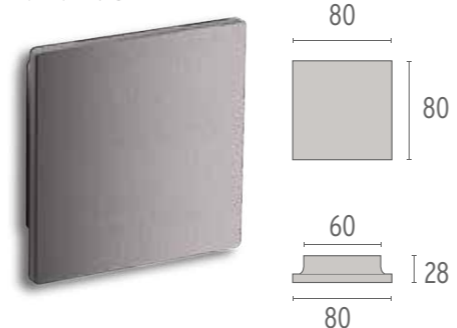
- Light: bronze, polished brass, polished chrome, satin chrome, white, black.
- Bolt: polished chrome, satin chrome, white, black
- Timeless: satin chrome, white, black

SERRATURA SMART ENTRANCE SMART ENTRANCE LOCK

MODELLO PLATINUM
PLATINUM MODEL



MODELLO VENIX
VENIX MODEL



La maniglia è un elemento cruciale del design d'interni, insieme alla porta è l'elemento di collegamento delle stanze in cui viviamo. Il modello Planum offre innovazioni che cambiano il modo di entrare in una stanza. Visivamente, tattilmente e acusticamente. Questo prodotto unisce meccanica di alta qualità e elettronica moderna, consentendo il bloccaggio e lo sblocco di una porta interna con il semplice tocco. Questa tecnologia offre ai suoi utenti un'esperienza speciale per quanto riguarda il contatto con le porte, eliminando il classico movimento di rotazione della maniglia.

The handle is a crucial element of interior design, together with the door is the connecting element of the rooms in which we live. The Planum model offers innovations that change the way of entering a room. Visually, tactilely, and acoustically. This product combines high quality mechanics and modern electronics, allowing the locking and unlocking of an interior door by touch. This technology offers its users a special experience concerning the contact with doors, eliminating the classic turning motion of the handle.



Composizione con boiserie Garofoli e libreria componibile in legno in rovere ice.

Composition with Garofoli panelling and modular bookcase in ice oak.

GAROFOLI
GROUP

NUOVA LIBRERIA COMPONIBILE NEW MODULAR LIBRARY

MODULO QUADRATO - MISURE H 38,5 X L38,5 XP 38,5
SQUARE MODULE - MEASUREMENT H 38,5 X L38,5 XP 38,5



La nuova libreria componibile del catalogo Ambienti Garofoli è il risultato dell'abbinabilità di due moduli facilmente integrabili: uno quadrato e uno rettangolare.

Grazie alla modularità degli elementi coordinati Garofoli, in tutte le finiture in rovere del listino, è possibile abbinare i nuovi box qui mostrati alle boiserie, alle mensole e alle ante Miria Plus. Infinite combinazioni che permettono di realizzare progetti di grande eleganza.

MODULO RETTANGOLARE - MISURE H 77 X L38,5 XP 38,5
RECTANGULAR MODULE - MEASUREMENTS H 77 X L38,5 XP 38,5



The new modular bookcase in the Ambienti Garofoli catalogue is the result of the combination of two modules that can be easily integrated: one square and one rectangular.

Thanks to the modularity of the Garofoli coordinated elements – available in all the oak finishes of the price list – it is possible to combine the new boxes shown here with the panelling, the shelves and the Miria Plus doors. Infinite combinations that allow you to design projects of great elegance.



Composizione con boiserie Garofoli e tavolo in legno in rovere ice.

Composition with Garofoli panelling and wood table in ice oak.


GAROFOLI GROUP

NUOVI TAVOLI IN LEGNO MASSICCIO NEW TABLES IN SOLID WOOD

Nuovi tavoli disponibili nella gamma di prodotti del catalogo Ambienti Garofoli. Ordinabili in tutte le finiture rovere della Garofoli.

New tables available in the Ambienti Garofoli catalogue. Available in all the Garofoli oak finishes.

PIANO CON BORDATURA A 45° E 90°
TOP WITH 45° AND 90° EDGES

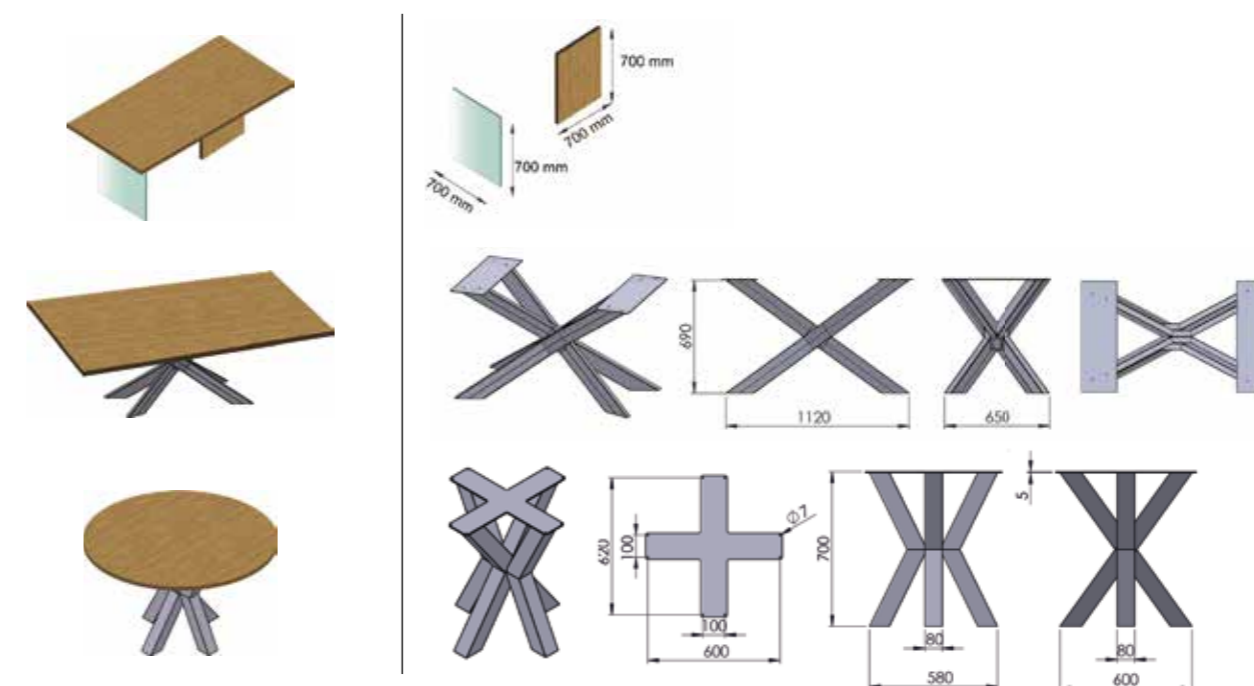


BASAMENTO
BASE

light: legno e vetro
round e cross: grigio graphite RAL 9016*
*finitura a richiesta: nero opaco RAL 9010

light: wood and glass
round and cross: grey graphite RAL 9016*
*finish on request: matt black RAL 9010

ABBINAMENTI
COMBINATIONS





GAROFOLI
GROUP

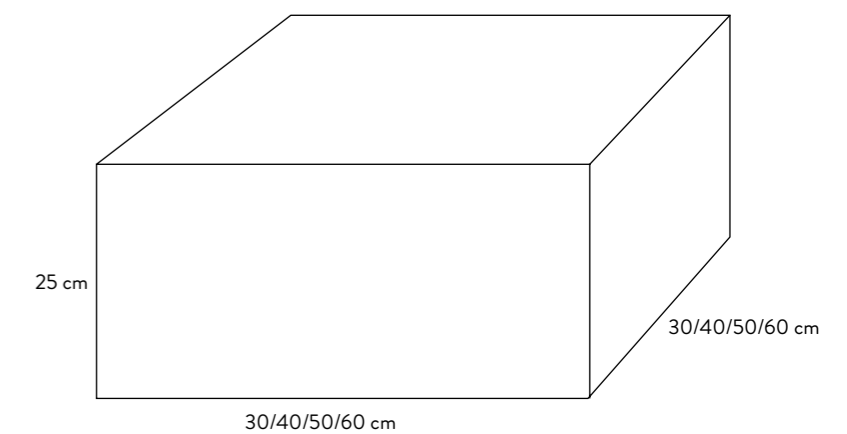

PLAFONIERE PLUS CEILING LIGHT PLUS

Nuove plafoniere disponibili nella gamma di prodotti del catalogo Ambienti Garofoli. Ordinabili in tutte le finiture rovere della Garofoli.

New ceiling lights available in the Ambienti Garofoli catalogue. Available in all the Garofoli oak finishes.

MODULO 40X40X25 cm
MODULE 40X40X25 cm

VISTO DA SOTTO
SEEN FROM BELOW





GIDEA

NUOVA BOISERIE IN LAMINATO NEW LAMINATE PANELLING

Composizione con boiserie Gidea in malta corten.
Abbinamento con porta Filomuro in malta corten.

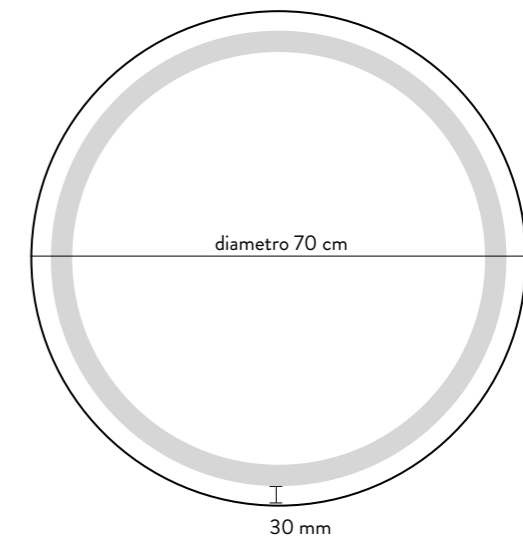
Composition with Gidea panelling in corten cement.
Combination with Filomuro door in corten cement.

Pannellatura in laminato per comporre pareti in boiserie solide e accessibili. Disponibili in tutte le finiture della gamma laminati di Gidea. Utili per realizzare rivestimenti di pareti a giorno o per strutturare l'interno di cabine armadio.
Altezza massima dei pannelli: 2800 mm.

Laminate planks to design walls with solid, accessible panelling. Available in all finishes of the Gidea laminate range. Useful for creating wall coverings or for structuring the interior of walk-in closets.
Maximum panel height: 2800 mm.

COLLEZIONE SPECCHIERE

MIRRORS COLLECTION



SPECCHI RETTANGOLARI

- 70x80 - 70x100 - 70x120 cm
- limiti minimi x specchiere fuori misura 300x300 mm
- limiti massimi x specchiere fuori misura 3000 x 1200 mm (versione orrizzontale o verticale)
- sistema di supporto alluminio rettangolare
- led posizionato a 30 mm dal bordo a tutto specchio

RECTANGULAR MIRRORS

- 70x80 - 70x100 - 70x120 cm
- minimum for non-standard mirrors 300x300 mm
- maximum for non-standard mirrors 3000 x 1200 mm (horizontal or vertical version)
- rectangular aluminium support system
- LED positioned at 30 mm from all edges of the mirror

SPECCHI CIRCOLARI

- diametro 70 cm
- limiti minimi x specchiere fuori misura 300 mm
- limiti massimi x specchiere fuori misura 1200 mm
- sistema di supporto alluminio esagonale
- led posizionato a 30 mm dal bordo a tutto specchio

CIRCULAR MIRRORS

- diameter 70 cm
- minimum limits for non-standard mirrors 300 mm
- maximum limits for non-standard mirrors 1200 mm
- hexagonal aluminium support system
- LED positioned at 30 mm from all edges of the mirror



GAROFOLI
GROUP


NUOVO PROGETTO UNREAL UNREAL NEW PROJECT

Il Gruppo Garofoli presenta la realtà virtuale.
Nel corso del 2018 abbiamo sviluppato un' applicazione basata sul pluripremiato motore di rendering in tempo reale Unreal Engine. Attraverso lo sviluppo di questa innovativa tecnologia abbiamo rappresentato la casa G-Like.
I prodotti Garofoli come porte, boiserie, mobili contenitori, sistemi Miria prendono vita in un ambiente tridimensionale completamente immersivo tramite l'utilizzo del visore Vive Pro.

The Garofoli Group presents Virtual Reality.
During 2018 we have developed an application based on award-winning real time Unreal Engine 4. Through the development of this innovative technology we have represented the G-Like house. The Garofoli's products like doors, boiseries, storage furnitures, Miria systems take life in a three dimensional environment fully immersive with the use of the Vive Pro headset.



E infine...
And finally...



arreda la tua casa con un
furnish your house with a click!

 **CLICK!**

fotografa la tua casa e divertiti ad inserire la porta dei tuoi sogni nel punto dove vuoi installarla!
Take a picture of your home and have fun inserting the door of your dreams wherever you want to install it!

Non sei ancora sicuro su quali siano le porte più adatte?
Scarica la app **MyGarofoliDoor**, potrai configurare in modo facile e intuitivo la casa dei tuoi sogni, l'ufficio ideale o una qualsiasi area che comprenda una porta. Bastano pochi click sul tablet e potrai vedere il risultato in tempo reale!

Still not sure which doors are best for you?
Download the MyGarofoliDoor app, for easy and intuitive configuration of the home of your dreams, the perfect office, or any other environment with a door. Just a few clicks on the tablet and you can see the results in real time!

FASE 1
SCEGLI LA TUA PORTA
STEP 1 - CHOOSE YOUR DOOR



FASE 2 - FOTOGRAFA IL TUO SPAZIO
STEP 2 - TAKE A PICTURE OF THE ROOM



Crea i tuoi spazi e prova tutte le soluzioni
con la app **My Garofoli Door** divertiti seguendo le istruzioni
Create your own spaces and have some fun trying out all the solutions with the My Garofoli Door app.



CONFIGURA - CONFIGURE

la tua ambientazione con porta, pavimento e rivestimento a parete, coordinando tutto con le medesime finiture di legno.

your environment with doors, floor and wall coverings, coordinating everything with the same wood finishes.



APPLICA - APPLY

centinaia di texture e colori con infinite combinazioni. textures and colours, choosing combinations from the endless offers.



CONDIVIDI - SHARE

salva e invia la tua configurazione via mail a chi vuoi tu. save and email your configuration to anyone you want.



PERSONALIZZA - PERSONALISE

il progetto con la foto di casa tua!
the project using a photo of your home!

FASE 3 - APPLICA SOPRA LA NUOVA PORTA
STEP 3 - OVERLAY THE NEW DOOR



Con la app **My Garofoli door** puoi applicare l'immagine della porta che hai configurato alla foto di un tuo ambiente. Così potrai scegliere con sicurezza tra le tante opzioni del nostro catalogo. Puoi utilizzare tranquillamente la APP in modalità OFFLINE e creare tutte le configurazioni che vuoi senza esaurire il tuo traffico dati! Il collegamento alla rete WI-FI o la connessione dati sono necessari solo per scaricare gli aggiornamenti e inviare la configurazione via mail.

With the MyGarofoliDoor app you can apply the image of your configured door to a photo of your own environment, to test and confirm choices from the many catalogue options.

Use the app in OFFLINE mode to create as many configurations as you want, without costs for data traffic! Network connection is only necessary to send your configuration by e-mail and download updates.



APPLE STORE



PLAY STORE

NE
WS
2019



FIRMA LE VERE PORTE IN LEGNO MASSICCIO



new generation doors

Garofoli SpA
Via Recanatense, 37
60022 Castelfidardo
AN Italia
tel. +39 071 727171
fax +39 071 780380
info@garofoli.com
www.garofoli.com

